

# GURU GOBIND SINGH COLLEGE FOR WOMEN

Sec 26 Chandigarh

Consolidated Depreciation Chart for the year ending 31st March 2021

Sr No	Assets	Opening Balance(Rs)	Additions		Sale	Total	Dep Rate	Depreciation Amount (Rs)	Closing Balance (Rs)
			Before	After					
<b>Block 10%</b>									
1	Building	15,273,605.17				15,273,605.17	10	1,527,360.96	13,746,244.21
2	Furniture & Fixture Library	2,966,853.88		242,536.00		3,209,389.86	10	308,812.19	2,900,577.67
3	Music Instruments	1,808.82				1,808.82	10	180.88	1,627.94
4	Sports Ground	4,111,798.44				4,111,798.44	10	411,179.84	3,700,618.60
<b>Total (A)</b>		<b>22,154,066.29</b>		<b>242,536.00</b>		<b>22,396,602.29</b>		<b>2,247,533.57</b>	<b>20,149,068.72</b>
<b>Block 15%</b>									
1	Books	147,367.47				147,367.47	15	22,105.12	125,262.35
2	Equipment -v-IGP	4,280,236.96	1,863,054.00	515,337.00		6,658,627.96	15	960,143.92	5,698,484.04
3	Fire Fighting System	271,863.15	314,429.00	108,943.00		695,235.15	15	96,114.55	599,120.60
4	Library Books	1,014,299.59	817.00	6,513.00		1,021,629.59	15	152,781.46	868,848.13
5	Mobile Phone	130,553.71				130,553.71	15	19,583.06	110,970.65
6	Plant & Machinery	493,056.13				493,056.13	15	73,958.42	419,097.71
7	Security Cameras		128,546.00	28,347.00		156,893.00	15	21,407.93	135,485.08
5	CCTV Camera System			48,492.00		48,492.00	15	3,636.90	44,855.10
8	Transformer	241,780.75				241,780.75	15	36,267.11	205,513.64
<b>Total (B)</b>		<b>6,579,157.76</b>	<b>2,306,966.00</b>	<b>707,732.00</b>		<b>9,593,855.76</b>		<b>1,385,998.46</b>	<b>8,207,857.29</b>
<b>Block 40%</b>									
1	Computer	1,096,667.98				1,096,667.98	40	438,667.19	658,000.79
<b>Total (C)</b>		<b>1,096,667.98</b>				<b>1,096,667.98</b>		<b>438,667.19</b>	<b>658,000.79</b>
<b>Block 0%</b>									
1	RUSA Building(Work in Progress)			1,027,536.00	X	1,027,536.00	0		1,027,536.00
<b>Total (D)</b>				<b>1,027,536.00</b>		<b>1,027,536.00</b>			<b>1,027,536.00</b>
<b>UGC</b>									
1	Building	214,700.30				214,700.30	10	21,470.03	193,230.27
2	Computer	3,573.73				3,573.73	40	1,429.49	2,144.24
3	Equipment	92,073.59				92,073.59	15	13,811.04	78,262.55
4	Furniture & Fixture	96,858.47				96,858.47	10	9,685.85	87,172.62
5	UGC Equipment	48,784.62				48,784.62	15	7,317.69	41,466.93
6	UGC Furniture & Fixture	83,880.02				83,880.02	10	8,388.00	75,492.02
7	UGC Hostel Construction	1,811,331.52				1,811,331.52	10	181,133.15	1,630,198.37
8	UGC Library Books	218,839.06				218,839.06	15	32,825.86	186,013.20
<b>Total (E)</b>		<b>2,570,041.30</b>				<b>2,570,041.30</b>		<b>276,061.11</b>	<b>2,293,980.19</b>
<b>Grand Total A+B+C+D+E</b>		<b>32,599,953.33</b>	<b>2,306,966.00</b>	<b>1,977,804.00</b>		<b>36,884,703.33</b>		<b>4,348,260.34</b>	<b>32,536,442.99</b>

FOR GURU GOBIND SINGH COLLEGE FOR WOMEN

CHARTERED ACCOUNTANTS

  
 PRINCIPAL     
   
 SUPERINTENDENT     
   
 ACCOUNTS CLERK

SHARANJIT S. SORHI  
 FCA 015811



# GURU GOBIND SINGH COLLEGE FOR WOMEN

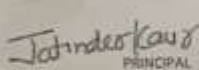


Sec. 26, Chandigarh

Consolidated Income & Expenditure Account for the year ended 31st March 2021 ✓

EXPENDITURE	AMOUNT(Rs)		INCOME	AMOUNT(Rs)
5% Management Share to GIA	2,322,325.00	86,590,849.34	5% Management Share	2,322,325.00
Administration Expenses	646,886.00		Bank Interest on Fdrs	780,406.00
Advertisement	84,336.00		Bank Interest on Saving Account	491,043.00
Affiliation Fee	55,000.00		Contract Money Book Shop	25,000.00
AMC of Software Expenses	98,176.00		Fees	45,891,224.00
Bank Charges	4,379.00		Grant 95% Deficit - GIA	44,124,152.00
Chem./Phy. Lab Expenses	3,776.00		Misc Income	76,637.00
Depreciation	4,348,250.34		Prospectus	1,581,450.00
Diary & Despatch Expenses	1,103.00		IU5A Preparatory Grant	24,844.00
Electricity Charges	414,917.00		Sale of Prospectus	65,600.00
Fee & Taxes	696,941.00		Tender Cost	10,000.00
Fee Concession of Students	1,276,171.00			
Insurance Charges	185,459.00			
Medical Expenses	350,000.00			
Misc. Expenses	183,791.00			
Newspaper & Magazine Expenses	10,074.00			
Printing & Stationery Expenses	70,584.00			
Refreshments	8,845.00			
Repair & Maintenance	2,339,514.00			
Salary Teaching & Non Teaching Staff	73,222,322.00			
Seminar and Function Expenses	123,651.00			
Sports Expenses	70,575.00			
Telephone Charges	19,071.00			
Travelling Expenses	33,443.00			
Uniform Class -iv Employees	21,250.00			
Excess Of Income Over Expenditure	<u>8,801,831.66</u>			
<b>TOTAL</b>	<b>95,392,681.00</b>		<b>TOTAL</b>	<b>95,392,681.00</b>

FOR GURU GOBIND SINGH COLLEGE FOR WOMEN

CHARTERED ACCOUNTANTS



  
 PRINCIPAL      SUPERINTENDENT      ACCOUNTS CLERK

SHARANJIT S SOKHI  
FCA 015811